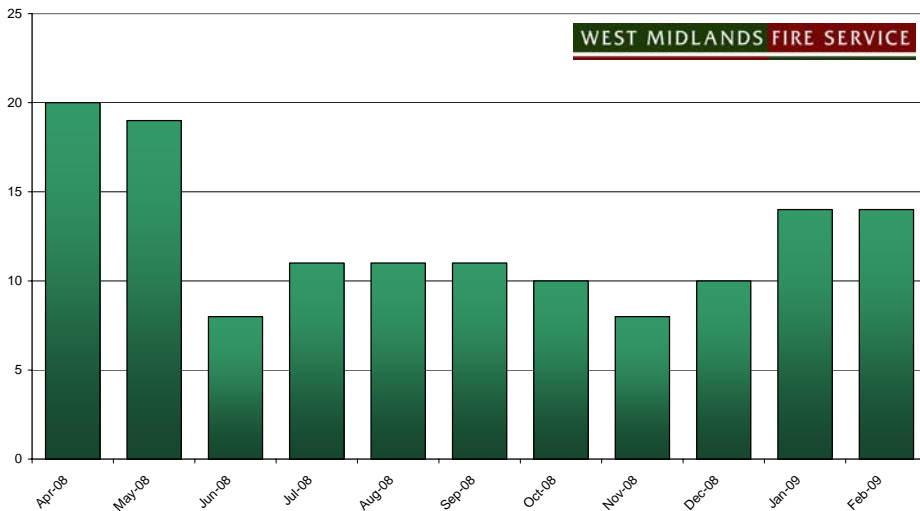


Wolverhampton Borough Statistical Information

Accidental Dwelling Fires: Wolverhampton April 2008 - February 2009



Accidental Dwelling Fires: Wolverhampton

The graph (left) shows a monthly breakdown of the number of accidental dwelling fires that the Fire Service have attended in Wolverhampton since the beginning of financial year 2008/9.

West Midlands Fire Service is constantly striving to reduce accidental dwelling fires and aims to reduce levels in Wolverhampton in 2008/9. This will build on significant historical reductions already achieved in the borough, namely a -4.4% reduction in accidental dwelling fires in 2007/8 when compared against 2006/7.

West Midlands Fire Service want to prevent dwelling fires. To help us achieve this, apply for your free Home Fire Safety Check today. Contact us on **0800 389 5525** or book an appointment on-line to arrange for us to visit your home to give you home fire safety advice.

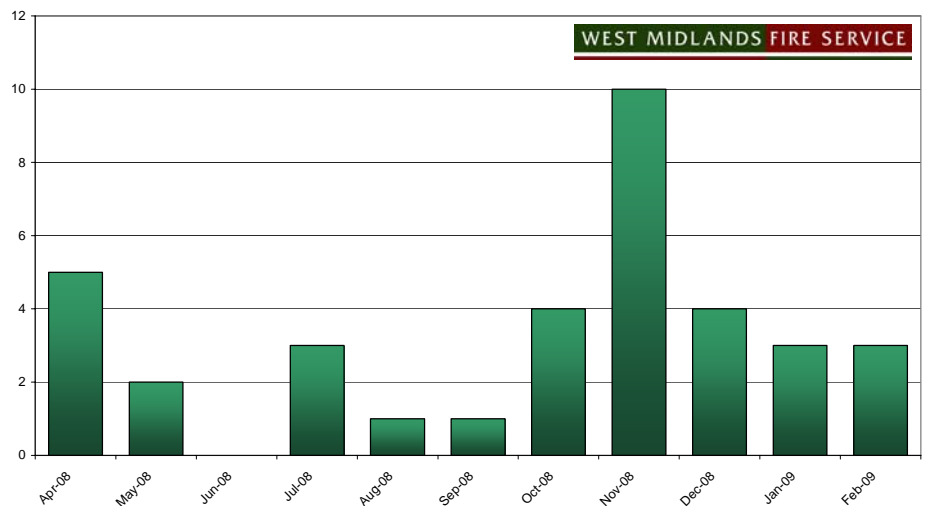
Arson Fires in Dwellings: Wolverhampton

The graph (right) shows a monthly breakdown of the number of arson fires in dwellings that the Fire Service have attended in Wolverhampton since the beginning of financial year 2008/9.

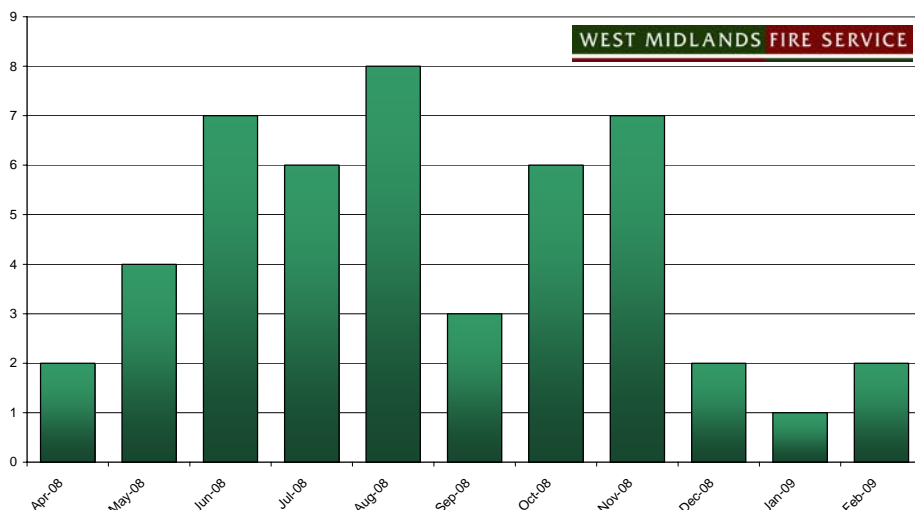
We are aiming to consolidate the good reductions in arson fires in dwellings already achieved in Wolverhampton in 2007/8, (notably a -20% decrease in reported incidences of arson fires in dwellings compared to 2006/7) by continuing to reduce such incidents in 2008/9.

West Midlands Fire Service wants to reduce incidences of arson. One of the key preventative measures is through education. **Safeside** is a state-of-the-art, scenario-based, experiential learning safety complex located close to Birmingham City Centre. For more information on the centre and how to become a volunteer guide please visit our website.

Arson Fires in Dwellings: Wolverhampton April 2008 - February 2009



Accidental Fires in Non Domestic Premises: Wolverhampton April 2008 - February 2009



Accidental Fires in Non Domestic Premises: Wolverhampton

The graph (left) shows a monthly breakdown of the number of accidental fires in non domestic premises that the Fire Service have attended in Wolverhampton since the beginning of financial year 2008/9.

We hope to extend the good reductions achieved in these incidents in Wolverhampton in 2007/8, (a -4.1% decrease compared to 2006/7) into the current financial year.

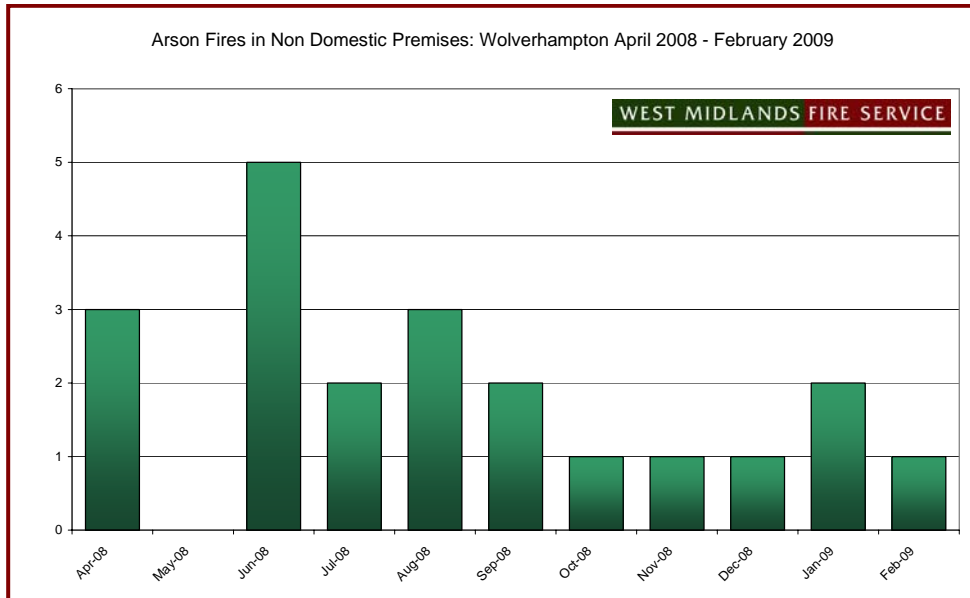
West Midlands Fire Service wants to reduce incidents in non domestic premises. Businesses *must* action the findings of a **statutory** fire risk assessment to reduce the likelihood and impact of fire in order to comply with the law.

For further information on **fire risk assessments** in non domestic premises (including outdoor events), please visit our website.

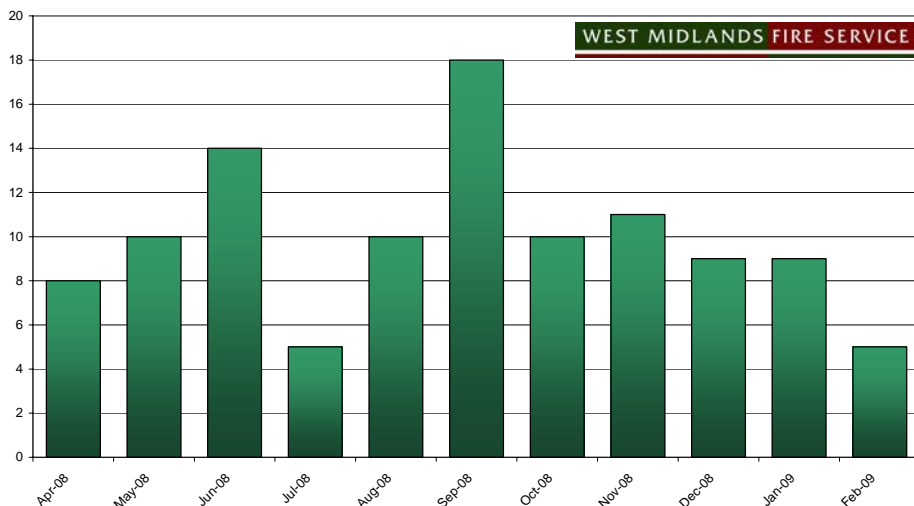
Arson Fires in Non Domestic Premises: Wolverhampton

The graph (right) shows a monthly breakdown of the number of arson fires in non domestic premises that the Fire Service have attended in Wolverhampton since the beginning of financial year 2008/9.

We are striving to build on significant reductions achieved in these incidents in Sandwell in 2007/8, (a -42% decrease compared to 2006/7) into the 2008/9 financial year.



Vehicle Arsons: Wolverhampton April 2008 - February 2009



Vehicle Arsons: Wolverhampton

The graph (left) shows a monthly breakdown of the number of vehicle arsons that the Fire Service has attended in Wolverhampton since the beginning of financial year 2008/9.

West Midlands Fire Service is trying to reduce the occurrence of these incidents in 2008/9 that will further build on the -10.7% reduction in vehicle arsons achieved in Wolverhampton in 2007/8 (when compared to 2006/7)

These fires are usually started in abandoned vehicles. You can help to reduce these incidents by reporting abandoned / derelict vehicles to your local authority who will then arrange to have the vehicle removed. To report an abandoned vehicle, please contact Wolverhampton Environmental Services on 01902 551 155 or e-mail City.direct@wolverhampton.gov.uk

Percentage of Dwelling Fires Where a Working Smoke Alarm Was Fitted: Wolverhampton

The graph (right) shows a monthly breakdown of the percentage of dwellings reporting fires that had working smoke alarms fitted since the beginning of financial year 2008/9.

West Midlands Fire Service want to prevent dwelling fires. To help us achieve this, apply for your free Home Fire Safety Check today and get smoke alarms fitted free of charge. Contact us on 0800 389 5525 or book an appointment on-line to arrange for us to visit your home to give you home fire safety advice.

